

Clerk: Exactly!

Vincent: Come on Alexia, let's go rent that car!

Alexia: Thanks a lot!

Clerk: My pleasure!

SITUATION 2

RENTING A CAR

Track
8

WE NEED INFORMATION, PLEASE!

Part One

- A. Your phone number is important. You must give your area code, for example, 514, and the seven other digits (513-6678). This way, the rental agency may call you if there is a problem.
- B. To pay for a rental or a reservation, it's easier to have a valid credit card. When reserving, the clerk asks for your credit card number and the expiration date.
- C. To prove your age and your ability to drive a car, you must have a valid driver's licence. This licence shows the clerk your age, your physical description, where you're from and the category of car you can drive.
- D. You may be offered different categories of cars. You must choose a car to satisfy your needs. If you're a family of 7, a minivan is the best for you.
- E. A sedan has 4 doors and a regular trunk. It's a mid-size car.

Part Two

- F. A convertible gives you the option of lowering the top of the car on sunny and hot days.
- G. An SUV is often a four-by-four and uses a lot of gas. It offers great cargo space.
- H. A coupe is a two-door car. It usually has a sporty look.
- I. A compact car uses less gas. It's very small.
- J. A green car is a hybrid, usually powered by both electricity and gas.

Track
9

CHOOSING A CAR

Part One

Clerk: Welcome to Budget Rent-A-Car. What can I do for you?

Vincent: Hi! We need a car to go to the Rockies.

Clerk: No problem! What type of car are you looking for?

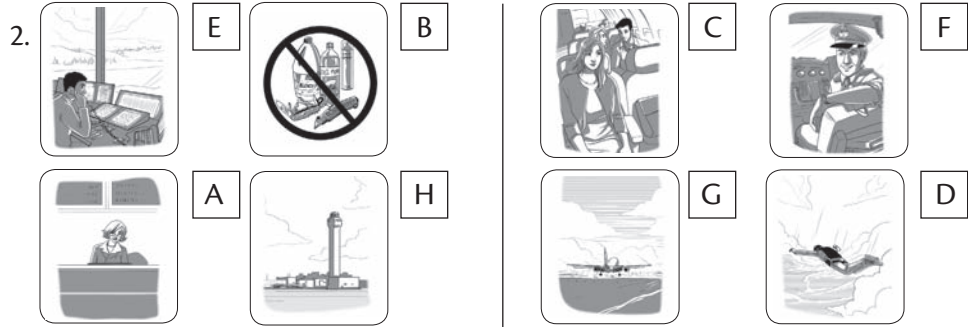
Alexia: Type of car? What do you mean?

Clerk: Well, we offer different categories of cars.

Vincent: And what's the difference between them?

REVIEW TIME 6

1. a) baggage trolley – baggage
- b) information centre
- c) restaurant
- d) baggage claim carousel
- e) customs
- f) stairs / escalator
- g) car rental
- h) currency exchange counter



STEP 4 LEARNING GRAMMAR NOTIONS

SUBJECT PRONOUNS 9

1. a) it b) he c) I d) we e) they f) you g) she
2. 1. she 7. they 13. he 19. it 25. you
2. he 8. it 14. she 20. he / she 26. we
3. it 9. he / she 15. he / she 21. he / she 27. you
4. it 10. they 16. they 22. it 28. we
5. they 11. it 17. it 23. they 29. they
6. it 12. it 18. it 24. we 30. they

THE VERB TO BE, PRESENT TENSE, AFFIRMATIVE FORM 10

- | | | | | |
|--------|--------|--------|--------|--------|
| a) is | e) am | i) is | m) is | q) are |
| b) is | f) is | j) is | n) am | r) is |
| c) are | g) are | k) is | o) are | s) are |
| d) is | h) is | l) are | p) is | t) is |

THE VERB TO BE, PRESENT TENSE, INTERROGATIVE FORM 11

- a) Is the flight number 407?
- b) Is Calgary in Alberta?
- c) Are the passengers on board?
- d) Is the duty-free store around the corner?
- e) Is there a chapel in the airport?
- f) Is the car rental agency on the second floor?
- g) Is your suitcase lost?
- h) Are the arrivals on the ground floor?
- i) Are the departures on the second floor?
- j) Is the information booth in front of the restaurant?

- k) Is the clerk at the service counter friendly?
- l) Is it essential to respect luggage regulations?
- m) Are MP3 players permitted on the plane?
- n) Are identification papers necessary?
- o) Is the restaurant open?

QUESTION WORDS 12

- | | | | | |
|------|------|------|------|------|
| a) B | d) E | g) G | j) F | m) M |
| b) A | e) D | h) J | k) L | n) O |
| c) C | f) I | i) H | l) N | o) K |

STEP 5 MEMORIZING KEY FORMULAS 14

- a) Turn left. Turn left.
- b) Turn right. Turn right in front of the ticketing.
- c) Turn right. Go straight ahead.
- d) Turn right. Turn right at the end of the corridor.
- e) Turn left. Turn left in front of the escalator.

STEP 6 DEVELOPING LISTENING SKILLS**BAGGAGE SECURITY RULES** 15**Part One**

- a) service counter b) gas containers and lighters

Part Two

- a) small scissors and metal utensils b) Cameras – cell phones

AIR TRAVEL 15**Part One**

- a) plane b) business – vacation

Part Two

- a) control tower b) air traffic controller

CANADIAN AIRPORTS 16**Part One**

- a) government b) flying, skydiving

Part Two

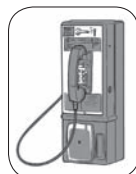
- a) Montréal b) Pierre-Elliott-Trudeau

CALGARY AIRPORT SERVICES 16**Part One**

- a) pet exercise area b) wellness spa c) smoking lounge d) ATM

Part Two

- a) information booth b) six c) taxi – bus d) public phones

REVIEW TIME 17

D



H



B



E



C



G



F



A

LANDING IN CALGARY 18

- 4 Take your baggage.
- 1 Look for the pictogram for the baggage claim carousel.
- 3 Go to the proper carousel.
- 2 Locate the carousel corresponding to your flight number.

FINDING THE INFORMATION BOOTH 18

- a) information b) question

GETTING INFORMATION 19

- a) car b) departures

SITUATION 2

RENTING A CAR**STEP 2 BUILDING VOCABULARY****THE TIME OF DAY 22**

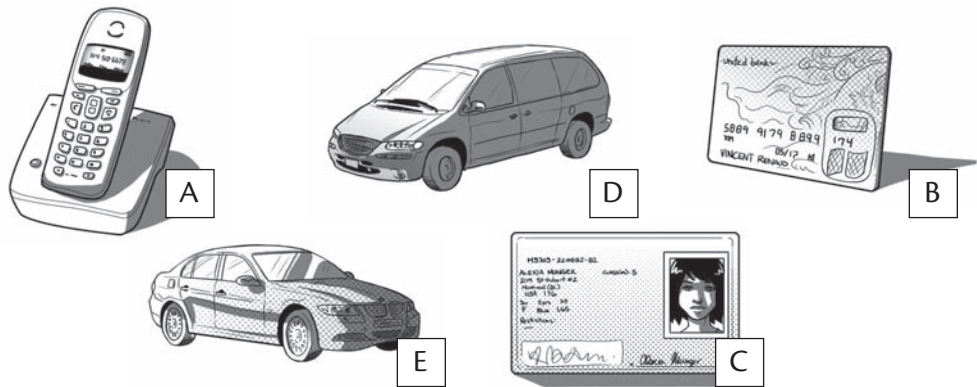

- a) morning – afternoon – evening – night b) morning c) night d) evening

DATES 24

- | | | | |
|------------|--------------|-------------|-----------|
| a) June | d) November | g) October | j) April |
| b) January | e) September | h) February | k) August |
| c) July | f) December | i) May | l) March |

CATEGORIES OF CARS 25

1. a) personal answer b) green cars

STEP 6 DEVELOPING LISTENING SKILLS**WE NEED INFORMATION PLEASE!** 32**Part One****Part Two****CHOOSING A CAR** 33**Part One**

a) small / compact b) mid-size

Part Two

a) trunk – controls b) SUV

Part Three

a) electricity b) convertible c) minivan

MORE INFORMATION, PLEASE! 34**Part One**

a) A compact sedan / Ford Focus b) July c) \$0.20

Part Two

a) \$23 b) 21

TAKING DELIVERY OF THE CAR 37**Part One**

a) automatic b) D c) in front of the seat

Part Two

a) on the right of the steering wheel b) cruise control c) cool air

REVIEW TIME 38

- | | | | |
|---|---|---|----------------------------|
| 2 | Get information about the terms and conditions. | 3 | Give personal information. |
| 4 | Inspect the car. | 1 | Choose the type of car. |

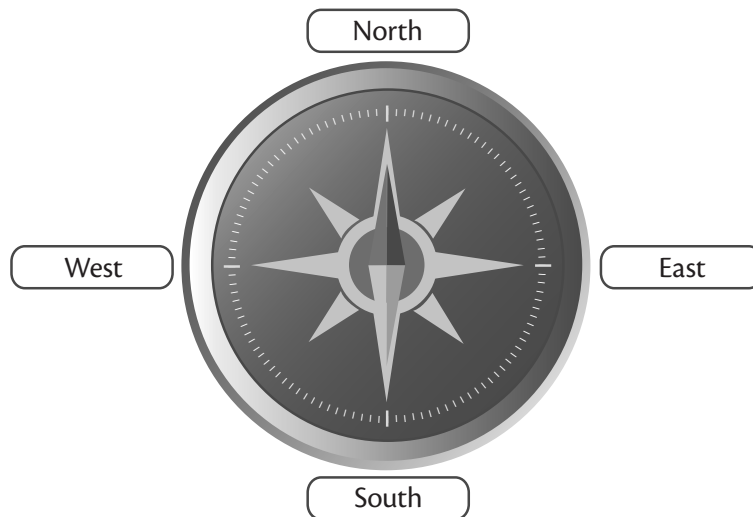
SITUATION 3

ASKING FOR DRIVING DIRECTIONS**STEP 2 BUILDING VOCABULARY****DESCRIPTION OF A REGION** 43

- a) youngest b) Mexico – Alaska c) highest
- a) 4.5 million b) 1885

44

- | | | | | | |
|---|---------------|---|-----------|---|------------------------------------|
| E | Lake | A | Rest area | I | Alpine or cross-country ski resort |
| D | National park | G | Bike path | H | Mountains |
| B | Golf course | F | River | J | Bridge |
| C | Highway | | | | |

THE CARDINAL COMPASS POINTS 44

BANFF NATIONAL PARK 53**Part One**

a) park b) grizzly

Part Two

a) -15°C b) four

LAKE LOUISE 53**Part One**

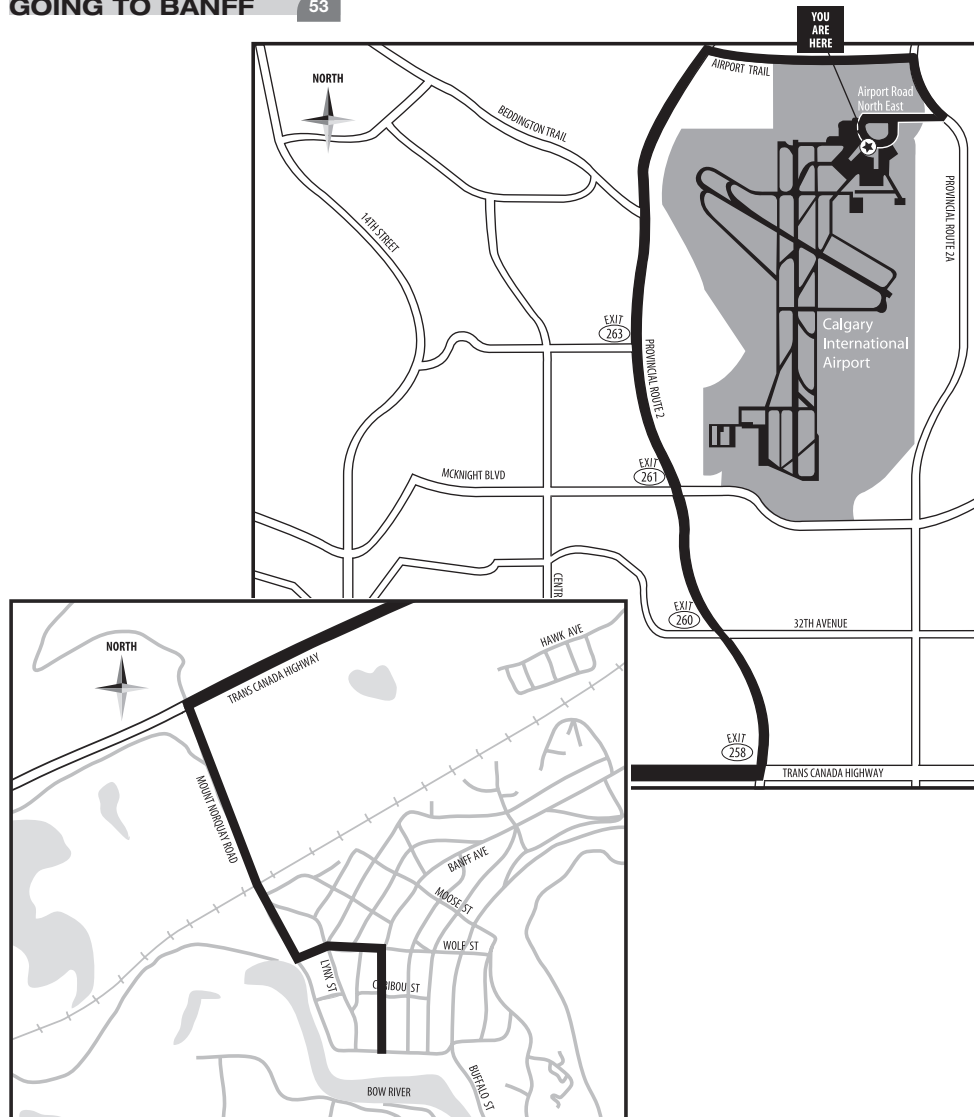
a) emerald / blue-green

b) hiking / mountain biking / horseback riding / canoeing / kayaking / rock climbing / bird watching / spelunking

Part Two

a) snowshoeing / alpine skiing / cross-country skiing / snowmobiling / dog sledding / ice climbing

b) Château Lake Louise

GOING TO BANFF 53

ORDERING FOOD 75**Part One**

- a) eggs – bacon – pancake b) scrambled c) wheat d) coffee

Part Two

- a) eight – table b) potato – cream c) cola

PAYING THE BILL 76

- a) bill b) tip c) tax / GST tax

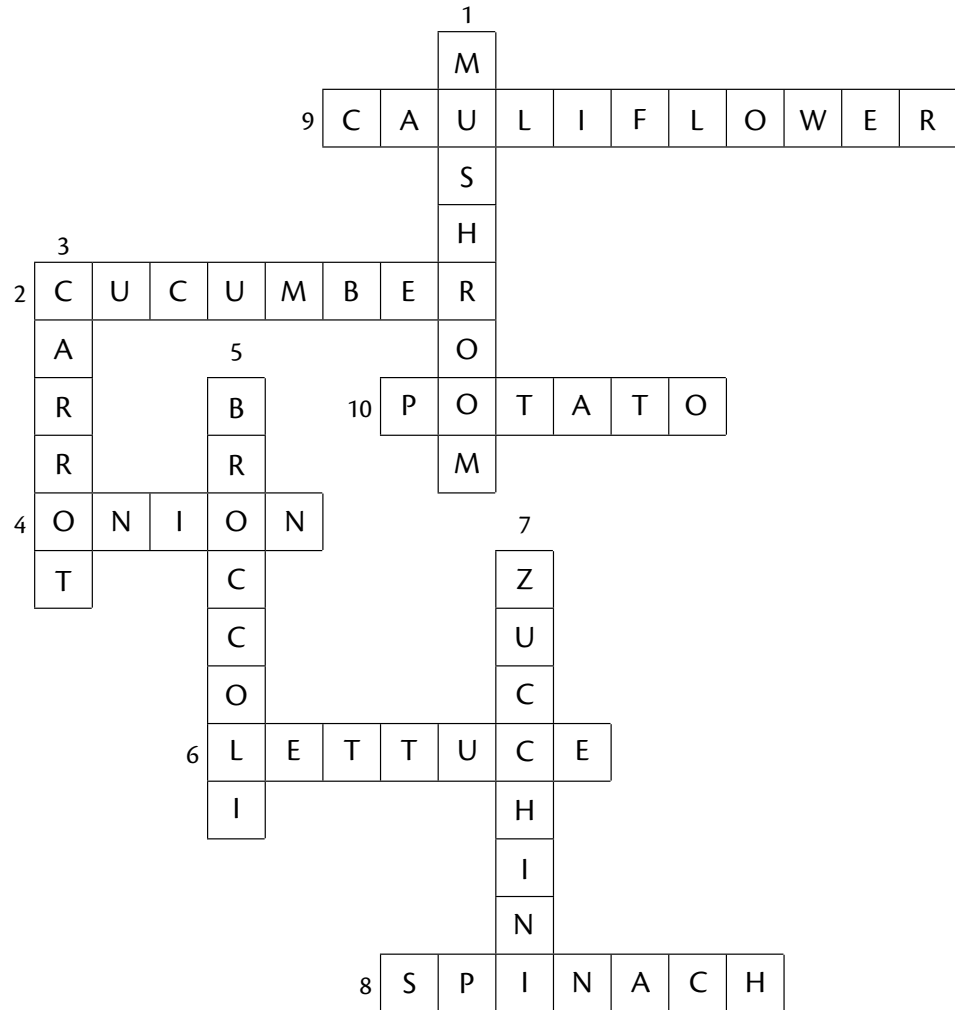
SITUATION 2

SHOPPING FOR GROCERIES**STEP 2 BUILDING VOCABULARY****TYPES OF STORES** 80

1. C Local market A Convenience store
 D Supermarket B Marketplace
2. a) personal answer d) fruit and vegetables g) home-style – local
b) personal answer e) personal answer h) food store chain
c) local farmers and merchants f) customers i) personal answer

SECTIONS IN A GROCERY STORE 81

1. a) personal answer
b) at least one vegetable or fruit at every meal and as snacks
2. M potatoes P cauliflower O cabbage
 C celery F turnips H eggplant
 A cucumbers J broccoli R spinach
 B onions E mushrooms G zucchini
 Q lettuce L avocados I peppers
 K carrots D tomatoes N corn-on-the-cob
3. a) freshly baked bread b) personal answer
4. a) cold cuts b) sandwiches / submarines / pita / tortillas / wraps
5. a) home-style b) trans / saturated
6. a) pork / lamb / veal / beef / turkey / chicken b) personal answer
7. a) tuna / salmon / halibut / sole / haddock / trout / tilapia b) personal answer
8. a) personal answer b) personal answer
9. a) milk / cream / cheese / butter b) vitamin D and calcium
10. a) personal answer b) frozen on the fishing boats



STEP 4 LEARNING GRAMMAR NOTIONS

THE PRESENT CONTINUOUS TENSE, NEGATIVE FORM 90

- | | | |
|-----------------------------|------------------------------|-----------------------------|
| a) are not / aren't going | e) is not / isn't displaying | h) is not / isn't giving |
| b) am not buying | f) is not / isn't preparing | i) are not / aren't helping |
| c) are not / aren't selling | g) is not / isn't slicing | j) is not / isn't working |
| d) are not / aren't selling | | |

THE PRESENT CONTINUOUS TENSE, INTERROGATIVE FORM 91

- Are Alexia and Vincent / they buying groceries?
 - Are they going to Banff?
 - Is Vincent / he looking for marshmallows?
 - Is the butcher / he preparing meat pies?
 - Are you working here?
 - Are the packers carrying grocery bags?
 - Is Vincent / he buying toothpaste?
 - Are Alexia and Vincent / they paying cash?

REVIEW TIME 96

FRUIT AND VEGETABLES D oranges, T broccoli, U onions, M mushrooms, W apples	DAIRY PRODUCTS F butter, H cream, B ice cream, I cheese	
HOUSEHOLD PRODUCTS E detergent, N soap	CANNED OR PACKAGED GOODS G spaghetti, V rice, R tomato paste, Q cereal	
BAKERY X bread, P pies, J croissants	FISH AND MEAT K ham, S salmon, C beef	GOODIES A chips, L chewing gum, O candies

SECTIONS OF A GROCERY STORE: THE BAKERY 96**Part One**

- a) bakery b) croissants and bagels c) muffin

Part Two

- a) energy b) milk

THE FISH AND MEAT COUNTERS 97**Part One**

- a) prepared meals b) cold-cuts c) butchers

Part Two

- a) seafood b) sushi c) chopsticks soya

THE FRUIT AND VEGETABLE SECTION 98**Part One**

- a) oranges / cherries / apples / grapes / pears / peaches
b) strawberry / raspberry / blueberry / blackberry

Part Two

- a) orange / clementine / grapefruit / lemon / lime b) exotic

THE FROZEN AND DAIRY PRODUCTS SECTION 98

- a) dairy products b) coffee – whipped c) protein d) yogurt e) ice cubes
f) harvest

THE AISLES 99**Part One**

- a) household b) propane c) toothpaste – baby d) Marshmallows

Part Two

- a) Japanese b) Italian

Large carnivores

black bear



Q

wolverine



L

wolf



N

coyote



M

cougar



O

lynx



P

grizzly bear



R

SAFETY RULES AROUND BEARS 127

True or False:

- A. T C. F E. F G. F
 B. F D. T F. F H. T

IF YOU SEE A BEAR... 128

- A. T C. T E. F
 B. F D. F F. T

IF YOU ARE ATTACKED BY A BEAR... 129

1) A Defensive Attack by a Female Bear

- A. T B. F C. T D. F

2) A Predatory Attack

- A. T B. F C. T D. T

THE BOTTOM LINE

- A. F B. T

STEP 4 LEARNING GRAMMAR NOTIONS

THE SIMPLE PRESENT TENSE, NEGATIVE FORM 131

1. a) do not / don't live f) does not / doesn't want
 b) does not / doesn't sell g) do not / don't put
 c) do not / don't walk h) do not / don't buy
 d) do not / don't have i) do not / don't need
 e) do not / don't attack j) does not / doesn't know

STEP 6 DEVELOPING LISTENING SKILLS

PLANT LIFE 134

Part One

- a) 43 b) valleys